


# Avery Dennison Training Programs

Australia and New Zealand



# Table of Contents

- 03 About Avery Dennison Training & Innovation Center
- 05 Learning & Certification Journey
- 06 Why Avery Dennison?
- 07 Intro to Fleet Branding & Advertising Graphic Installation
- 08 Intro to Paint Protection Film (PPF) Installation
- 09 Intro to Colour Change & Customisation
- 10 Smart Design and Advanced Fleet Branding & Advertising Graphic Installation
- 11 Advanced Paint Protection Film (PPF) Installation
- 12 Advanced Automotive Colour Change & Customisation
- 13 Installer Certification
- 14 Trainer Bios





# About Avery Dennison Training & Innovation Center

The first of its kind in the Asia Pacific Region, Avery Dennison's Training and Innovation Centre, is located in Brisbane, Australia. With materials science capabilities to explore creative uses and applications for Avery Dennison's portfolio of cutting-edge pressure sensitive adhesive films, wrapping solutions and auto aftermarket protection and window films.

This centre has services designed to help graphics solutions industry professionals in the production finishing and installation of Avery Dennison products across key segments such as auto aftermarket, architectural, window films, and corporate branding.




# Training & Innovation Center - Capabilities



## Professional and practical environment

- Large wet application area with Ribtrax flooring
- Large Hexagrid LED lighting
- 2 x high gloss epoxy coated bays for dry applications
- Custom wall-mounted glass panels
- 6 x 20m retractable power cords
- 2 x compressed air connections
- 1.8m professional tool display and storage unit



## Digital Print and Production

- R&D, product innovation and testing environment utilizing up-to-date market technology and replicating industry standard application environments.
- Dedicated controlled environment, with separate digital print, lamination and plotting equipment utilizing current industry technology.
- Full air extraction system in print lab enabling cycling of air to ensure safe working conditions.



## Events & Content Creation

- New product launches
- Certified Installer and Partner events
- Webinars and virtual live events
- Video content creation capability



# Learning & Certification Journey



## Stage 1

Entry to Intermediate Level Training

**Intro to Fleet Branding and Advertising Graphic Installation**

**Intro to Colour Change & Customisation**

**Intro to Paint Protection Film (PPF) Installation**

## Stage 2

Advanced Level Training

**Smart Design and Advanced Fleet Branding & Advertising Graphic Installation (2 Days)**

**Advanced Automotive Colour Change & Customisation (2 Days)**

**Advanced Paint Protection Film (PPF) Installation (3 Days)**

## Stage 3

Installer Certification



**Certified Installer - Fleet Advertising**

**Certified Installer - Colour Change and Customisation**

**Certified Installer - Paint Protection Film (PPF)**

## Why Avery Dennison?

Our portfolio of pressure sensitive adhesive films and wrapping solutions are designed to meet virtually any graphic application from automotive restyling to fleet branding, retail signage and architectural design. We are passionately focused on continuous innovation resulting in a comprehensive portfolio of digitally printable and colour change films that are more exciting, impactful and easy to install. Discover how cutting-edge Avery Dennison films can be the canvas to transform your ideas into eye-catching effective communications.





# Intro to Fleet Branding & Advertising Graphic Installation

## Stage 1 Workshop


- Quality Focused
- 80% hands on, 20% Theory
- Flexibility in Location and Time Choices
- Pathway to certification

**Duration:**  
1 day

**Location:**  
NSW, VIC, QLD, WA, SA & ACT

## Key Learnings and Outcomes

- Learn about Avery Dennison's digital vehicle wrapping films, including their uses and unique features
- Gain knowledge of the digital and commercial side of wrapping
- Demonstration and practical hands-on: Wrapping Passenger Vehicle (compound curves) & Commercial Van (deep window recess)



Scan QR code  
for schedule



# Intro to Paint Protection Film (PPF) Installation

## Stage 1 Workshop

- Quality Focused
- 80% hands on, 20% Theory
- Flexibility in Location and Time Choices
- Pathway to certification

**Duration:**


1 day

**Location:**

NSW, VIC, QLD, WA & SA

## Key Learnings and Outcomes

- 80% hands-on learning along with live demonstrations and real-world practice
- Learn the foundational skills of PPF installation
- Boost your profitability and accelerate installation times with Rapid Edge™ Technology
- Demonstration and practical hands on: Installing PPF onto passenger vehicles with compound curves and complex shapes



Scan QR code  
for schedule





# Intro to Colour Change & Customisation

## Stage 1 Workshop


- Quality Focused
- 80% hands on, 20% Theory
- Flexibility in Location and Time Choices
- Pathway to certification

**Duration:**  
1 day

**Location:**  
NSW, VIC, QLD, WA & SA

## Key Learnings and Outcomes

- Focuses solely on colour change vehicle wrapping
- Great hands on experience for all skill levels
- Learn techniques that will help you significantly lower your installation time
- Demonstration and practical hands-on: Wrapping Passenger Vehicle (compound curves) & Commercial Van (deep window recess)



Scan QR code  
for schedule



# Smart Design and Advanced Fleet Branding & Advertising Graphic Installation

## Stage 2 Workshop

**Prerequisites:**

Essential Fleet & Auto Aftermarket Workshop in the last 6 months or Stage 1 equivalent

**Duration:**


2 days

**Location:**

Brisbane Training & Innovation Centre

## Key Learnings and Outcomes

- Learn about Avery Dennison's digital vehicle wrapping films, including their uses and unique features
- Learn how to reduce installation times and increase profitability using smart design, as well as time saving techniques for applying and finishing digitally printed wrapping films
- Demonstration and practical hands-on: Apply digitally printed wrapping films to a commercial van and passenger vehicle
- Learn time saving techniques when applying and finishing digitally printed wrapping films to ensure a neat and durable finish, including fast perfect corners, tucking and advanced trimming techniques
- After the 2-day training program, attendees will have applied digitally printed wrapping films to a commercial van and passenger vehicle and will have learned the foundations and skills to have reached a level of competency that will enable them to start applying Fleet Branding and Advertising Graphics to vehicle fleets.



Scan QR code  
for schedule





# Advanced Paint Protection Film (PPF) Installation

## Stage 2 Workshop

### Prerequisites

Supreme™ PPF Workshop in the last 6 months or Stage 1 equivalent

### Duration


3 days

### Location

Brisbane Training & Innovation Centre

## Key Learnings and Outcomes

- Suitable for beginner to intermediate installers with minimum experience installing Paint Protection Films
- Includes full set of application tools to take, use and keep
- Apply and finish PPF with finesse using advanced techniques like corner tucking and trimming. At the end of the 3-day training program, you will have applied PPF to a full vehicle and be equipped with the necessary skills and tools to start your PPF installation journey.
- Understand the benefits of Templating Software, including cutting, weeding, and handling templates, to streamline your installation process.
- See first hand how our Rapid Edge™ Technology can speed up your installation times and increase profitability.
- Discover the advantages of Avery Dennison's Supreme™ PPF Xtreme films, such as specialized top coats, warranties, and unique features that make it stand out.



Scan QR code  
for schedule





# Advanced Automotive Colour Change & Customisation

## Stage 2 Workshop

**Prerequisites:**

Intro to Colour Change & Customisation in the last 6 months or Stage 1 equivalent

**Duration:**


2 days

**Location:**


Brisbane Training & Innovation Centre

## Key Learnings and Outcomes

- Understand Avery Dennison's portfolio of Supreme Wrapping Films including colours and finishes, adhesive types, their unique features and benefits and how they are warranted under our ICS Warranty Program.
- Learn advanced techniques for installing colour change vehicle wrapping films such as when and how to use inlays for complex body parts, and how to ensure complete visual coverage of the OEM paint
- Learn advanced techniques for applying and finishing Supreme Wrapping Film to ensure a neat and durable finish, including perfect corners, tucking and advanced trimming techniques
- At the completion of the 2 day training programme, attendees will have completely applied Supreme Wrapping Film to two passenger vehicles and will have learned the foundations and skills to have reached a level of competency that will enable them to start applying Automotive Colour Change wraps to vehicles.



Scan QR code  
for schedule





# Installer Certification

## Stage 3 - Advanced Certification

**Certified Installer: Fleet Advertising**

**Certified Installer: Colour Change and Customisation**

**Certified Installer: Paint Protection**

### Why join?

To establish long-term business relationships with leading installers and converters in the market, and to leverage, grow, and succeed in various market segments to the benefit of all parties involved.

### How?

By recognizing your ongoing business, loyalty, and achievements through certification, value-added benefits, and tailored rewards.



## Meet your Trainers




**Peter Wright**  
Technical Marketing Manager

Peter Wright has been in the industry since 1996, witnessing the evolution of digital print technology and the use of speciality films designed for vehicle wrapping. He has been at Avery Dennison for 15 years, working with some of the industry's leading installers in Australia, New Zealand and around the world. With strong expertise in leading educational and training programs that span the South Asia Pacific region, providing high quality user engagement.



**Theo Kostarakis**  
Senior Technical Specialist

With over 28 years experience as an industry chemist, and skills in the operation of digital printers and lab technical support. Theos technical expertise allows him to lead workshops on graphics vinyl wrap, PPF, window films and provide outstanding customer support for Window Film tech.



**Vaughan Philip**  
Technical Marketing Specialist

With over 23 years in the signage industry, Vaughan specialises in Digital Printing Technology and Colour Management. Vaughan runs the Avery Dennison Print Lab in Brisbane working with the global R&D Team. Vaughan also runs Wrap Training and PPF workshops in Australia and New Zealand.





Avery Dennison  
Training & Certification

Email us at [graphics@ap.averydennison.com](mailto:graphics@ap.averydennison.com) or reach out on our social channels



AveryDennisonGrsAnz



@adgraphics\_apac

[graphicsap.averydennison.com](http://graphicsap.averydennison.com)

DISCLAIMER – All Avery Dennison statements, technical information and recommendations are based on tests believed to be reliable but do not constitute a guarantee or warranty. All Avery Dennison products are sold with the understanding that purchaser has independently determined the suitability of such products for its purposes. All Avery Dennison's products are sold subject to Avery Dennison's general terms and conditions of sale, see <http://terms.averydennison.com>. © 2023 Avery Dennison Corporation. All rights reserved, Avery Dennison and all other Avery Dennison brands, this publication, its contents and product names and codes are owned by Avery Dennison Corporation. All other brands and product names are trademarks of their respective owners. This publication must not be used, copied or reproduced in whole or in part of purposes other than marketing by Avery Dennison.

