

ICS Performance Guarantee Bulletin 2.1 – Opaque Signage Films

AP Revision number 0

Introduction

The ICS Performance Guarantee combines our films with qualified components to form a system which is guaranteed to be compatible and provide outstanding performance. Granted to all customers working according to the relevant Avery Dennison Instructional Bulletins, the ICS Performance Guarantee offers a range of choice and flexibility. You choose the application and couple it with our films – and we provide the warranty.

Please refer to [Avery Dennison ICS Performance Guarantee Terms and Conditions 1.0](#) for further details.

Avery Dennison Signage Film

		Warranty Period (years)						Application Substrate				
		Durability Zone 1		Zone 2		Zone 3		Flat	Simple Curves	Rivets	Compound Curves	Deep Recesses & Corrugations
		Indoor	Outdoor	Outdoor Vertical	Outdoor Horizontal	Outdoor Vertical	Outdoor Horizontal					
Premium Cast												
900 Super Cast	Black and White	12	18	9	-	5	-	●	●	●	●	●
	Colours	10	14	7	-	4	-	●	●	●	●	●
	Metallics*	6	8	4	-	2.5	-	●	●	●	●	●
800 Premium Cast	Black and white	10	14	7	-	4	-	●	●	●	-	-
	Colours	8	12	6	-	3.5	-	●	●	●	-	-
	Metallics*	5	7	3.5	-	2	-	●	●	●	-	-
High Performance Calendered												
700 Premium Film	Black and White	8	11	5.5	-	3.5	-	●	●	-	-	-
	Colours	7	10	5	-	3	-	●	●	-	-	-
	Metallics*	5	7	3.5	-	2	-	●	●	-	-	-
Promotional Calendered												
500 Event Film	Black and White	5	7	3.5	-	2	-	●	●	-	-	-
	Colours	3	4	2	-	1	-	●	●	-	-	-
	Metallics*	2	3	1.5	-	0.5	-	●	●	-	-	-

* Films of this type installed in non-vertical and horizontal orientations are excluded from this warranty and invalidate any warranty statements made herewith.

Important Note: Where the material is applied in a 'marine environment', the stated warranty period will be reduced by 40%.

ICS Performance Guarantee 2.1 - Opaque Signage Films

Avery Dennison Signage Film		Warranty Period (years)						Application Substrate				
		Durability Zone 1		Zone 2		Zone 3		Flat	Simple Curves	Rivets	Compound Curves	Deep Recesses & Corrugations
Specialty		Indoor	Outdoor Vertical	Outdoor Horizontal	Outdoor Vertical	Outdoor Horizontal						
900 Ultimate Cast Metallics*	5 year films	7	10	5	-	3	-	●	●	-	-	-
	3 year films	4	6	3	-	1.5	-	●	●	-	-	-
	White Pearlescent	1.5	4	1	-	0.5	-	●	●	-	-	-
900 Ultimate Cast Ultra Metallics*	4 year films	6	8	4	-	2	-	●	●	-	-	-
	3 year films	4	6	3	-	1.5	-	●	●	-	-	-
Carbon & Metalised Films*		5	7	3.5	-	2	-	●	●	-	-	-
Gold/Silver Leaf Films*		5	7	3.5	-	2	-	●	●	-	-	-
Gloss Gold*		2	3	1.5	-	10m	-	●	-	-	-	-
Gloss Silver*		1	2	9m	-	5m	-	●	-	-	-	-
900 Fluoro Red*		1.5	3	1	-	6m	-	●	●	-	-	-
900 Fluoro Yellow*		6m	1	4m	-	2m	-	●	●	-	-	-
500 Fluoro*		3m	1	2m	-	1m	-	●	-	-	-	-
Reflective												
V-4000 Premium Reflective		7	14	5	-	3	-	●	●	●	●	-
V-8000 VisiFlex™ - White & Colours		7	14	5	-	3	-	●	●	●	●	-
V-8000 VisiFlex™ - Fluorescent		3	6	2	-	1	-	●	●	●	●	-
Floor Graphic System												
500 Event Film Matte + DOL 3100 Matte		3m	-	-	-	-	-	●	-	-	-	-
500 Event Film Matte + DOL 5800		6m	-	-	-	-	-	●	-	-	-	-
500 Event Film Matte + DOL 6000		9m	-	-	-	-	-	●	-	-	-	-

* Films of this type installed in non-vertical and horizontal orientations are excluded from this warranty and invalidate any warranty statements made herewith.
Important Note: Where the material is applied in a 'marine environment', the stated warranty period will be reduced by 40%.

Avery Dennison® ICS Performance Guarantee

Additional information on graphics durability

Expected Durability and Potential Durability Reductions

The expected durability of Avery Dennison films are defined as the expected performance life of the Avery Dennison graphic film(s) within the AP region in outdoor vertical exposure conditions.

The actual performance life will depend on a variety of factors, including selection and preparation of substrate, angle and direction of exposure, application methods, environmental conditions and cleaning/maintenance of the films. In case of films used in areas of high temperatures or humidity, high altitudes and industrially polluted areas the performance will be further reduced.

Expected Durability and Warranted Period Definitions

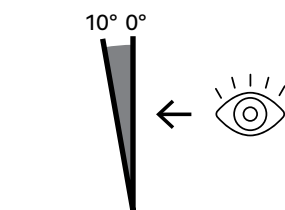
Expected durability is the expected period of time defined in the product data sheet, the product should, but is not warranted to, perform satisfactorily when applied in vertical exposure conditions as defined in [Instructional Bulletin 1.30](#). The warranted period communicated in this ICS Performance Guarantee Bulletin, is the maximum period of time Avery Dennison will warrant the finished products performance in accordance with ICS Performance Guarantee Terms and Conditions 1.0, provided that the film is properly stored, converted and installed in accordance with Avery Dennison guidelines.

Other Potential Durability Reductions

High elevations: In mountain areas UV damage is increased over exposures at sea level. This is due to the air being thinner and therefore damage of UV radiation increases significantly. Congested urban or industrial areas: Due to increased smog, pollutants and particulates in the atmosphere, applications of this kind have reduced durability expectations. Horizontal applications trap pollutants on the surface of the material, increasing the impact of UV exposure and reducing durability.

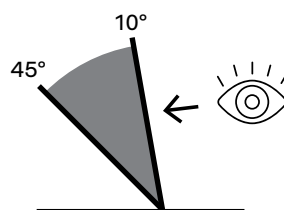
Angle and Direction of Exposure

Vertical exposure



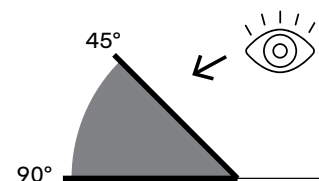
The face of the graphic is up to 10° from vertical.

Non-vertical exposure



The face of the graphic is between 10° to 45° from vertical. The durability as stated in this ICS performance guarantee document is reduced by 50% for non-vertical applications.

Horizontal exposure



The face of the graphic is between 45° and 90° from vertical. Horizontal applications are not warranted and do not have any expectations of durability, unless otherwise stated in this ICS performance guarantee.

Zone Chart - Asia Pacific (except Australia)

Zone 2

Bangladesh	East Timor	Korea (South)	Micronesia	Rwanda	Taiwan
Bhutan	Fiji	Laos	Myanmar (Burma)	Samoa	Thailand
Burkina Faso	Guinea	Lesotho	Nepal	Singapore	Togo
Burundi	India	Madagascar	New Zealand	South Africa (East)	Turkmenistan
Cambodia	Indonesia	Malaysia	Pakistan	Sri Lanka	Vietnam
Cameroon	Ivory Coast	Mauritania	Papua New Guinea	Suriname	
China	Japan	Mauritius	Philippines	Swaziland	

Zone 3

Angola	Equatorial Guinea	Ghana	Namibia	Somalia	Zimbabwe
Botswana	Eritrea	Kenya	Niger	Tanzania	
Central African Rep.	Ethiopia	Liberia	Nigeria	Tunisia	
Chad	Gabon	Mali	Senegal	Uganda	
Congo	Gambia	Mozambique	Sierra Leone	Zambia	

*All locations (mentioned in zones 1 and 2) when installed above altitudes of 1000 meters.

Zone Chart and Map - Australia

Zone 1

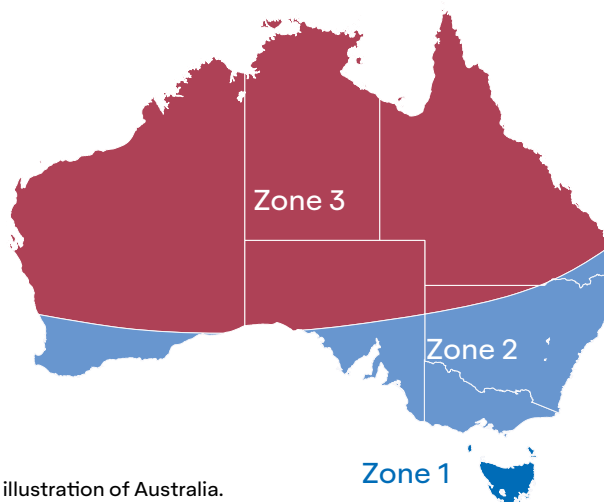
Tasmania

Zone 2

Adelaide	Canberra	Melbourne
Albany	Coffs Harbour	Perth*
Brisbane*	Esperance	Sydney

Zone 3

Alice Springs	Cook	Mount Isa
Broken Hill	Darwin	Newman
Broome	Dubbo	Port Augusta
Cairns	Geraldton	Port Hedland
Carnarvon	Kalgoorlie	Telfer
Ceduna	Mackay	Townsville



*All areas 100km North of Perth and Brisbane, indicated by line dissecting map illustration of Australia.

All locations mentioned in zones 1 and 2 when installed above altitudes of 1000 meters are considered Zone 3.